

Define what picture of a blog post will be used on the dashboard

- [Configure the Blog Posts & Pages / Top Stories Slider macro](#)
- [Add the label to the picture](#)
- [Different fallbacks to detect the right thumbnail](#)
- [Related articles](#)

i The following steps are only necessary if you have more than one picture attached to a blog post. If the "Blog Posts & Pages" or "Top Stories Slider" macro doesn't find any labeled pictures it automatically uses the first image, that was attached to the blog post

Configure the Blog Posts & Pages / Top Stories Slider


macro

- Edit the macro
- Define a label for the picture, that should be used to identify what picture will be used on the dashboard and add it in the field "Labels to find a image"

Edit 'Blog Posts & Pages' Macro

Preview

Aug 08, 2013 | News
My new news article



This Text is an abstract of the full news content and will be

excerpt is printed. For all the next entries only the title is printed.

Labels to find a image
listingpicture

This labels could added to an attachment of the content object and the macro uses the corresponding attachments as thumbnail.




Use first attached image as fallback

If no attachment could be found by label, use the first attached image

Add the label to the picture

- Go to the attachment list of your blog post
- Add the label to the picture you want to show on the dashboard

Attachments (2) Add Attachment

File	Modified			
  Labels <input type="text" value="listingpicture"/> Version history <table border="1"> <tr> <td>Version 1 (current version)</td> <td>Created by Administrator</td> <td>less than a minute ago</td> </tr> </table> <input type="button" value="Properties"/> <input type="button" value="Remove"/>	Version 1 (current version)	Created by Administrator	less than a minute ago	just a moment ago by Administrator
Version 1 (current version)	Created by Administrator	less than a minute ago		
	2 minutes ago by Administrator			

↓ Drag and drop to upload or browse for files

Different fallbacks to detect the right thumbnail

Starting with version 5.2.1 you are able to define more specific this thumbnail detection:

- Detect the thumbnail via label - This is the most flexible way, a must have for content editors
- No fallback - If there is no image found with this label, no thumbnail would be shown.
- Use the first attached image as fallback
- Use the logo of the space as fallback
- Use only customized space logos as fallback
- Use the first attached image or the customized space logo as fallback

Edit 'Blog Posts & Pages' Macro

full content or the excerpt is displayed. All the following entries only show the title.

Thumbnail - image label

The macro searches for an attachment with the defined label(s) and uses it as thumbnail in the listing.

No fallback

Use the first attached image

Use the logo of the space

Use only customized space logos

Use the first attached image or the customized space logo as fallback

Max width of the image


The maximum width of the displayed thumbnail. (In px, example: 150)

Max height of the image

Preview

Mar 31, 2016 | CEO Blog

Über Schulden und Konsequenzen



Das eidgenössische Parlament hat kürzlich über die Schulden der Jugendlichen diskutiert. Es ist unbestreitbar nicht gut, wenn junge Menschen nicht mit Geld umgehen können und ständig mehr ausgeben als einnehmen. Also sucht man nach Lösungen. Dabei behelfen sich Politiker in aller Regel mit Gesetzesänderungen oder mit neuen Gesetzen. So hätte eine Gesetzesänderung dazu führen sollen, dass es jungen Menschen unter 25 unmöglich wäre, Kreditkarten zu erhalten....

Labels: ceo

Mar 31, 2016 | CEO Blog

Related articles

Content by label

There is no content with the specified labels

