

Reports

Content

- [Space Report](#)
- [Do you miss something in the report?](#)

Children

- [Activate Custom Space Usage Reports](#)
- [How can I use Viewtracker with SQL plugins?](#)
- [Viewtracker Reports with Reporting Plugin](#)

Next features

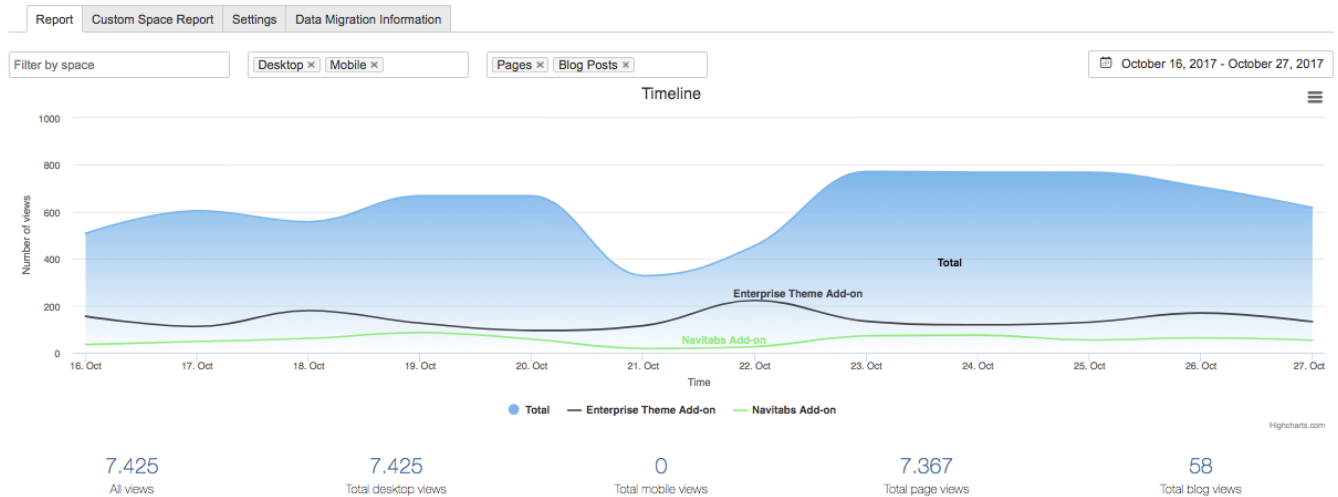
We have a lot of ideas which we could add to our reporting. But we need you to decide what we should add. Just [contact us](#).



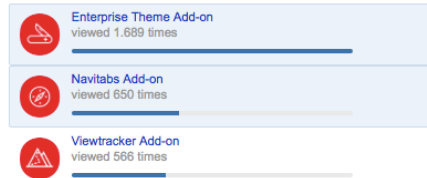
The Viewtracker Add-On comes with a global and space specific built in reporting. With the reporting you can

- filter by spaces, devices and content type
- take a look into different time ranges and how your content performed over time
- compare spaces based on their views
- see which content is the best or worst performing content in your instance (based on views)

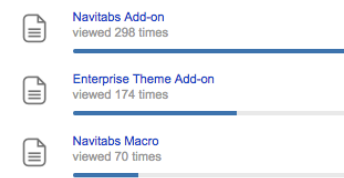
Viewtracker



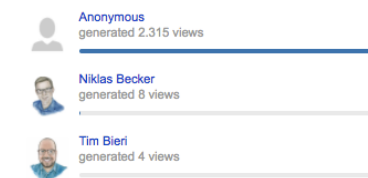
Visited spaces



Visited contents



Visiting users



Space Report

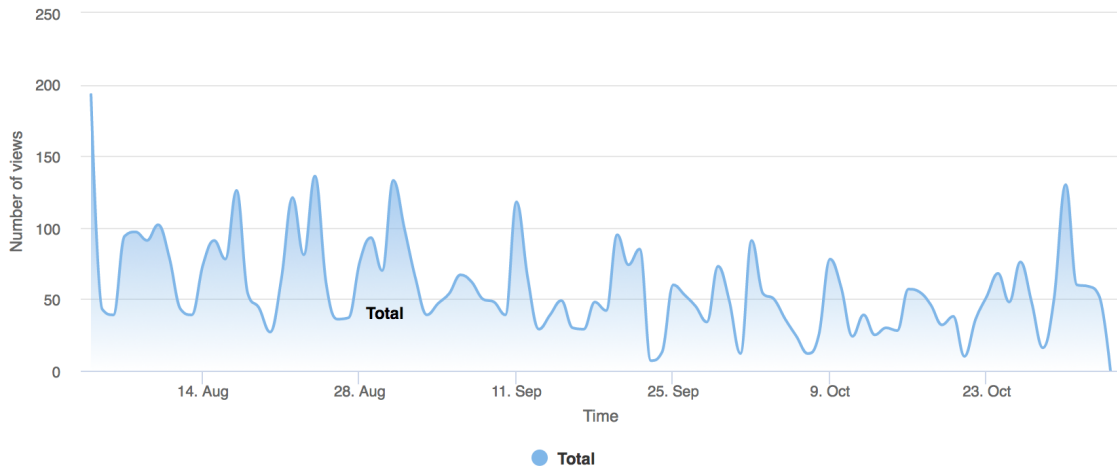
Space administrators can access the report in the Space Administration.

Desktop x Mobile x

Pages x Blog Posts x

October 3, 2017 - November 2, 2017

Timeline



Visited contents



Viewtracker Add-on
viewed 526 times



Viewtracker Reports with Reporting Plugin
viewed 76 times

Visiting users



Anonymous
generated 1.172 views



Oliver Sträßer
generated 123 views

Do you miss something in the report?

Choose between these three options:

1. Built your own custom space report explained in [Viewtracker Reports with Reporting Plugin](#) and in [How can I use Viewtracker with SQL plugins?](#)
2. Use our [Viewtracker - REST Reporting API](#) to build your own report in a tool of your choice.
3. Contact us - maybe we love your idea and implement it in a future release 👍