

Enterprise Theme 4.2.x Release Notes

- [Enterprise Theme 4.2.0](#)
- [Enterprise Theme 4.2.1](#)
- [Enterprise Theme 4.2.2](#)

03 Aug 2015 With great pleasure, we announce release 4.2.0 of the **bitvoodoo Enterprise Theme**.

Contents

- [The theme goes to 100% mobile](#)
- [Resize your sidebar](#)
- [Improved Personal Space](#)
- [Improved Getting Started](#)
- [Updates and fixes in this release](#)
- [Upgrade Notes](#)
- [Download](#)

The theme goes to 100% mobile

With this release, all of our [Enterprise Theme Macros](#) are now compatible with the Confluence mobile mode.

Some examples to give you an impression:

Tab Element

TabsTheme



Blog Posts & Pages

Ferienwohnung

May 21, 2015 | Blackboard



ferienwohnung_tripptstadt_schild.jpg Suche eine günstige Ferienwohnung Ortschaft keine Rolle. Zeit wäre in der 25-27 Kalenderwoche. Würde mich auf Antworten freuen.
Kontaktperson: Tamara

iPhone 6 oder iPhone 6 Plus gegen Barzahlung

May 21, 2015 | Blackboard



and more...

All of our macros have been improved.

- Every macro is now compatible with other third-party themes!
- We added a lot of new parameters and make them more compliant (for example: all parameters of the [Attachments](#) macro now work in every display mode 😊)

Resize your sidebar

With the new version, you are able to resize the sidebar via drag and drop. There is a new keyboard shortcut (ALT + t) to hide or show the sidebar.



Improved Personal Space

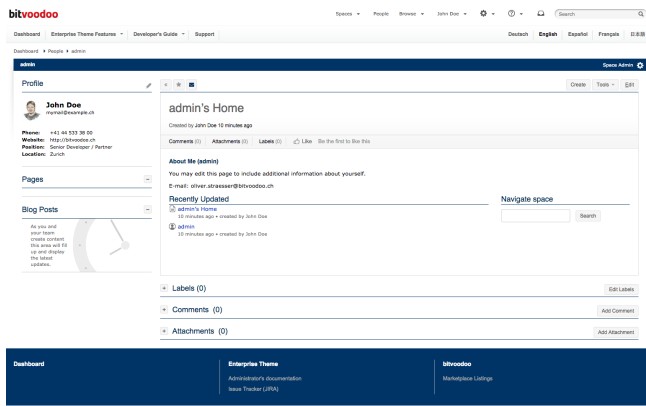
Say goodbye to the old right sidebar in the Personal Space and say hello to the new [Space Info Block](#) macro.

So far, the right sidebar limited the content space considerably. That's why we removed from its original position.

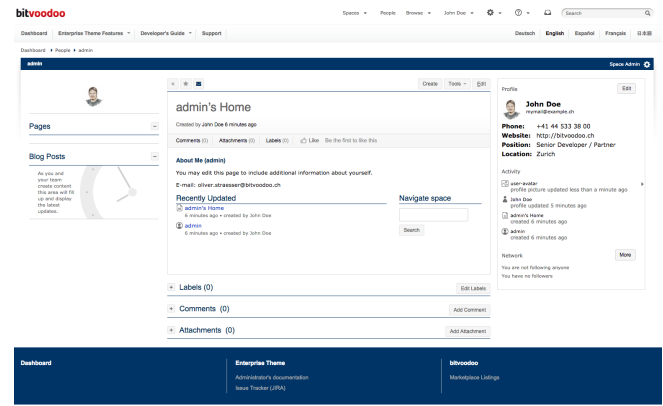
After upgrading to the latest Enterprise Theme version, the default sidebar remains unchanged. The old definition will be replaced with our new [Space Info Block](#) macro.

This macro displays all important information about the owner of the space, and not only the user logo as in the past.

New Personal Space

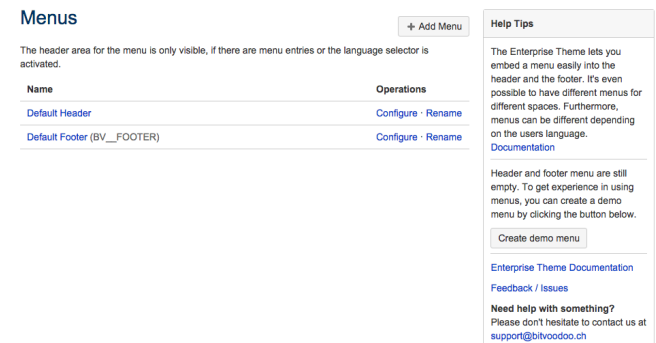
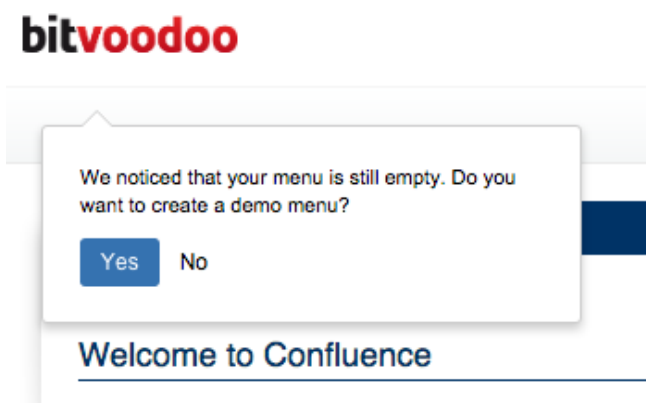


Old Personal Space

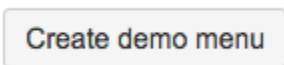


Improved Getting Started

With one click you are able install a sample header and footer for demos and for new users to understand, how this functionality is working. How you can do this? Just go to the dashboard and accept the offer to create a menu. If you refuse this, you will never be asked again.











































It is also possible to create a demo menu at a later stage - visit the [Menu administration](#) and click the button:



Updates and fixes in this release

Next to all these new changes, we fixed various bugs and added a numerous improvements behind the scene.

T	Key	Summary	P	Status
	THEME-354	Split Resources and mobile support of the favourite box macro		Closed
	THEME-353	Split Resources and mobile support of the Recently Updated Macro		Closed
	THEME-352	Split Resources and mobile support of the Top Likes macro		Closed
	THEME-351	Split Resources and mobile support of the Random User macro		Closed
	THEME-350	Split Resources and mobile support and mobile mode of the Blog Navigation macro		Closed
	THEME-349	Split Resources and mobile support of the Pagetitle Macro		Closed
	THEME-348	Split Resources of the iCal Upcoming Events / Mobile Mode		Closed
	THEME-347	Split Resources and mobile support of the Space Manager Macro		Closed
	THEME-345	BlogPost Macro: Can't use different configurations on one page of the Thumbnail parameters		Closed
	THEME-338	Strage behaviour of Attachment Makro placed in a narrow section		Closed
	THEME-335	Tasks Boxes are cut off		Closed
	THEME-317	Split Resources and mobile support of the Top Stories Slider		Closed
	THEME-314	Split Resources and mobile support of the Metamenu Macro		Closed
	THEME-312	Split Resources of the Add Button Macro		Closed
	THEME-311	Split Resources and mobile support of the Titled Panel Box		Closed
	THEME-310	Split Resources of the Attachment List Macro		Closed
	THEME-294	Remove Personalspace Sidebar		Closed
	THEME-280	Dragable sidebar		Closed
	THEME-241	Install demo header & footer menu for evaluation		Closed
	THEME-103	Split web resources to let macros load only the resources they need		Closed

20 issues

Upgrade Notes

Before you upgrade, we recommend to create a backup of your theme configurations. If necessary this export can be imported again after upgrading.

Download

Download and install the Enterprise Theme Plugin from the Atlassian Marketplace or through the Atlassian Universal Plugin Manager.



